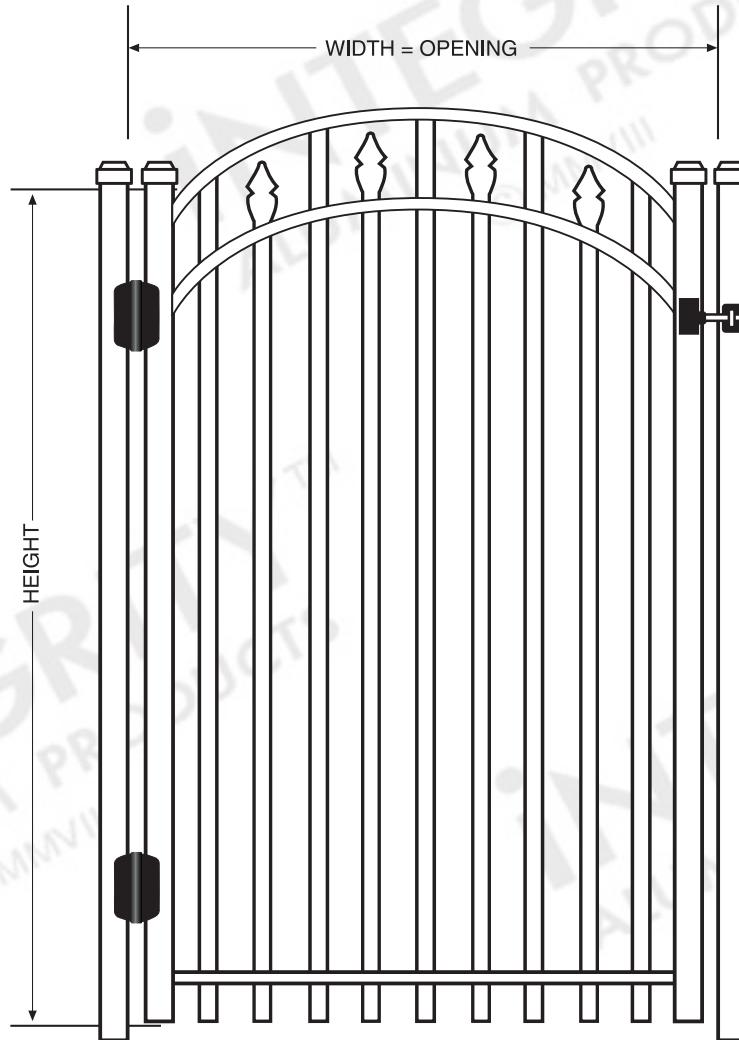


**iNTEGRITY™**  
 ALUMINUM PRODUCTS  
 800.762.8876



## **SANIBEL™** Ultimate™ Arched Walkway Gate

### **DIMENSIONS**

The height and width dimensions for this gate are available in standardized one-foot increments but can be customized to meet unique requirements.

### **CONFIGURATION**

This Ultimate™ Arched Walkway Gate can be constructed as a double-leaf gate up to 28' in width. An optional U-frame or Mid-rail is also available.

### **HARDWARE**

Gate latch and hinges sold separately and may vary depending on size of gate and posts. Suggestions provided.

## **SPECIFICATIONS**


### **ULTIMATE GRADE**

Posts Available	2½" x 2½" x .100 Wall 3" x 3" x .125 Wall 4" x 4" x .125 Wall
Gate Frame Uprights	2½" x 2½" x .100 Wall
Horizontal Rails Side Walls Top Walls	1 <sup>5</sup> / <sub>8</sub> " x 1 <sup>5</sup> / <sub>8</sub> " .100" .070"
Vertical Pickets Standard Spacing Extreme Spacing	1" x 1" x .062 Wall 3 <sup>5</sup> / <sub>8</sub> " 1½" Available
Heights Available	Up to 10'
Widths Available	Up to 14'


All Specifications Are Nominal



© 2009 Integrity Aluminum Products. Above schematic is intended as a representation only and is not to scale. [www.integrityaluminumproducts.com](http://www.integrityaluminumproducts.com)



**iNTEGRITY™**  
ALUMINUM PRODUCTS  
800.762.8876



## SAN MARINO™ Ultimate™ Arched Walkway Gate

### DIMENSIONS

The height and width dimensions for this gate are available in standardized one-foot increments but can be customized to meet unique requirements.

### CONFIGURATION

This Ultimate™ Arched Walkway Gate can be constructed as a double-leaf gate up to 28' in width. An optional U-frame or Mid-rail is also available.

### HARDWARE

Gate latch and hinges sold separately and may vary depending on size of gate and posts. Suggestions provided.

## SPECIFICATIONS


### ULTIMATE GRADE

Posts Available	2½" x 2½" x .100 Wall 3" x 3" x .125 Wall 4" x 4" x .125 Wall
Gate Frame Uprights	2½" x 2½" x .100 Wall
Horizontal Rails Side Walls Top Walls	1 <sup>5</sup> / <sub>8</sub> " x 1 <sup>5</sup> / <sub>8</sub> " .100" .070"
Vertical Pickets Standard Spacing Extreme Spacing	1" x 1" x .062 Wall 3 <sup>5</sup> / <sub>8</sub> " 1½" Available
Heights Available	Up to 10'
Widths Available	Up to 14'

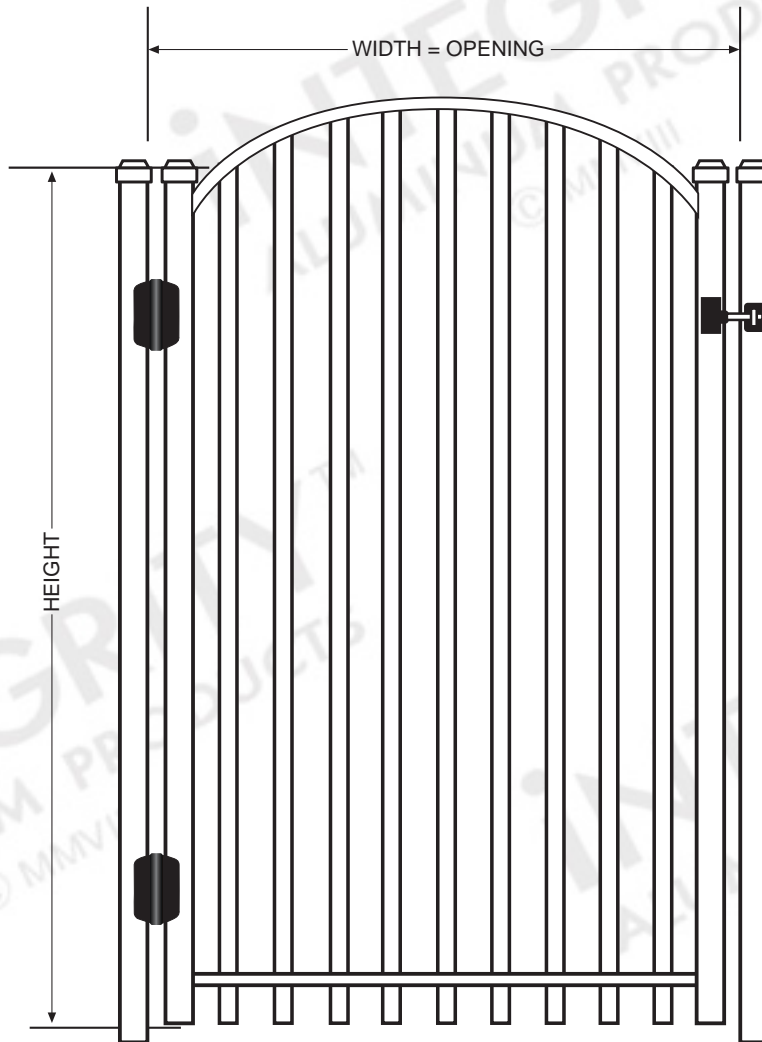
All Specifications Are Nominal



© 2009 Integrity Aluminum Products. Above schematic is intended as a representation only and is not to scale. [www.integrityaluminumproducts.com](http://www.integrityaluminumproducts.com)



**iNTEGRITY™**  
 ALUMINUM PRODUCTS  
 800.762.8876



## VENTURA™ Ultimate™ Arched Walkway Gate

### DIMENSIONS

The height and width dimensions for this gate are available in standardized one-foot increments but can be customized to meet unique requirements.

### CONFIGURATION

This Ultimate™ Arched Walkway Gate can be constructed as a double-leaf gate up to 28' in width. An optional U-frame or Mid-rail is also available.

### HARDWARE

Gate latch and hinges sold separately and may vary depending on size of gate and posts. Suggestions provided.

## SPECIFICATIONS


### ULTIMATE GRADE

Posts Available	2½" x 2½" x .100 Wall 3" x 3" x .125 Wall 4" x 4" x .125 Wall
Gate Frame Uprights	2½" x 2½" x .100 Wall
Horizontal Rails Side Walls Top Walls	1 <sup>5</sup> / <sub>8</sub> " x 1 <sup>5</sup> / <sub>8</sub> " .100" .070"
Vertical Pickets Standard Spacing Extreme Spacing	1" x 1" x .062 Wall 3 <sup>5</sup> / <sub>8</sub> " 1½" Available
Heights Available	Up to 10'
Widths Available	Up to 14'

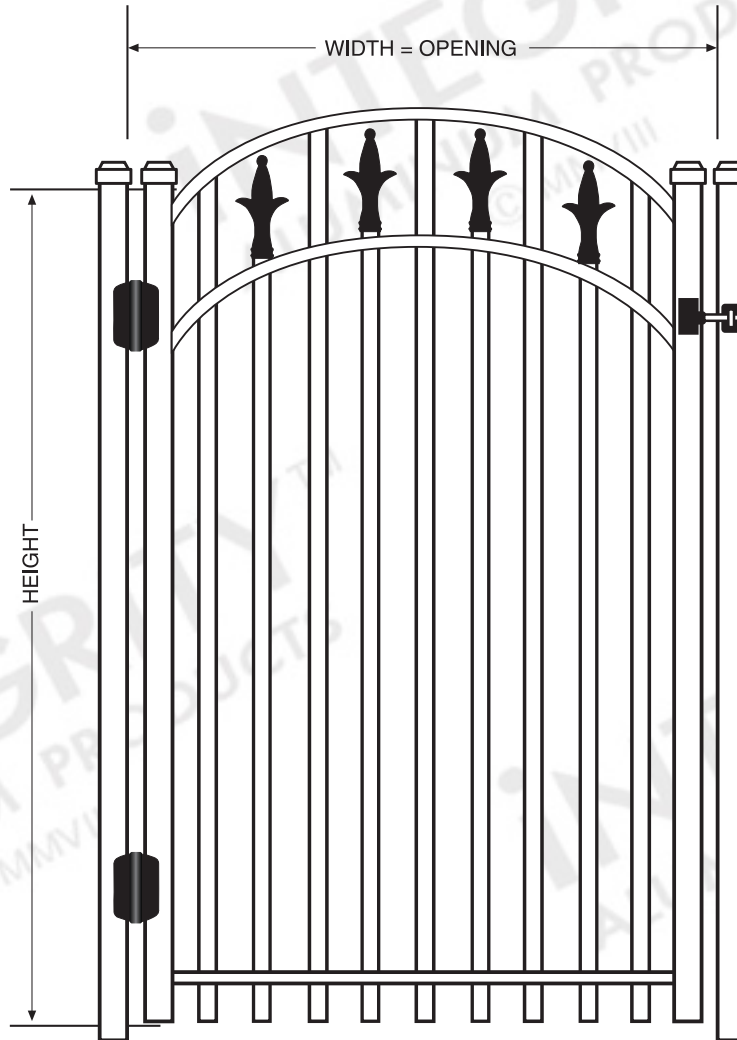
All Specifications Are Nominal



© 2009 Integrity Aluminum Products. Above schematic is intended as a representation only and is not to scale. [www.integrityaluminumproducts.com](http://www.integrityaluminumproducts.com)



**iNTEGRITY™**  
 ALUMINUM PRODUCTS  
 800.762.8876



## NEW ORLEANS™ Ultimate™ Arched Walkway Gate

### DIMENSIONS

The height and width dimensions for this gate are available in standardized one-foot increments but can be customized to meet unique requirements.

### CONFIGURATION

This Ultimate™ Arched Walkway Gate can be constructed as a double-leaf gate up to 28' in width. An optional U-frame or Mid-rail is also available.

### HARDWARE

Gate latch and hinges sold separately and may vary depending on size of gate and posts. Suggestions provided.

## SPECIFICATIONS


### ULTIMATE GRADE

Posts Available	2½" x 2½" x .100 Wall 3" x 3" x .125 Wall 4" x 4" x .125 Wall
Gate Frame Uprights	2½" x 2½" x .100 Wall
Horizontal Rails Side Walls Top Walls	1 <sup>5</sup> / <sub>8</sub> " x 1 <sup>5</sup> / <sub>8</sub> " .100" .070"
Vertical Pickets Standard Spacing Extreme Spacing	1" x 1" x .062 Wall 3 <sup>5</sup> / <sub>8</sub> " 1½" Available
Heights Available	Up to 10'
Widths Available	Up to 14'


All Specifications Are Nominal



© 2009 Integrity Aluminum Products. Above schematic is intended as a representation only and is not to scale. [www.integrityaluminumproducts.com](http://www.integrityaluminumproducts.com)



**INTEGRITY™**  
 ALUMINUM PRODUCTS  
 800.762.8876



## BELLA VISTA™ Ultimate™ Arched Walkway Gate

### DIMENSIONS

The height and width dimensions for this gate are available in standardized one-foot increments but can be customized to meet unique requirements.

### CONFIGURATION

This Ultimate™ Arched Walkway Gate can be constructed as a double-leaf gate up to 28' in width. An optional U-frame or Mid-rail is also available.

### HARDWARE

Gate latch and hinges sold separately and may vary depending on size of gate and posts. Suggestions provided.

## SPECIFICATIONS


### ULTIMATE GRADE

Posts Available	2½" x 2½" x .100 Wall 3" x 3" x .125 Wall 4" x 4" x .125 Wall
Gate Frame Uprights	2½" x 2½" x .100 Wall
Horizontal Rails Side Walls Top Walls	1 <sup>5</sup> / <sub>8</sub> " x 1 <sup>5</sup> / <sub>8</sub> " .100" .070"
Vertical Pickets Standard Spacing Extreme Spacing	1" x 1" x .062 Wall 3 <sup>5</sup> / <sub>8</sub> " 1½" Available
Heights Available	Up to 10'
Widths Available	Up to 14'

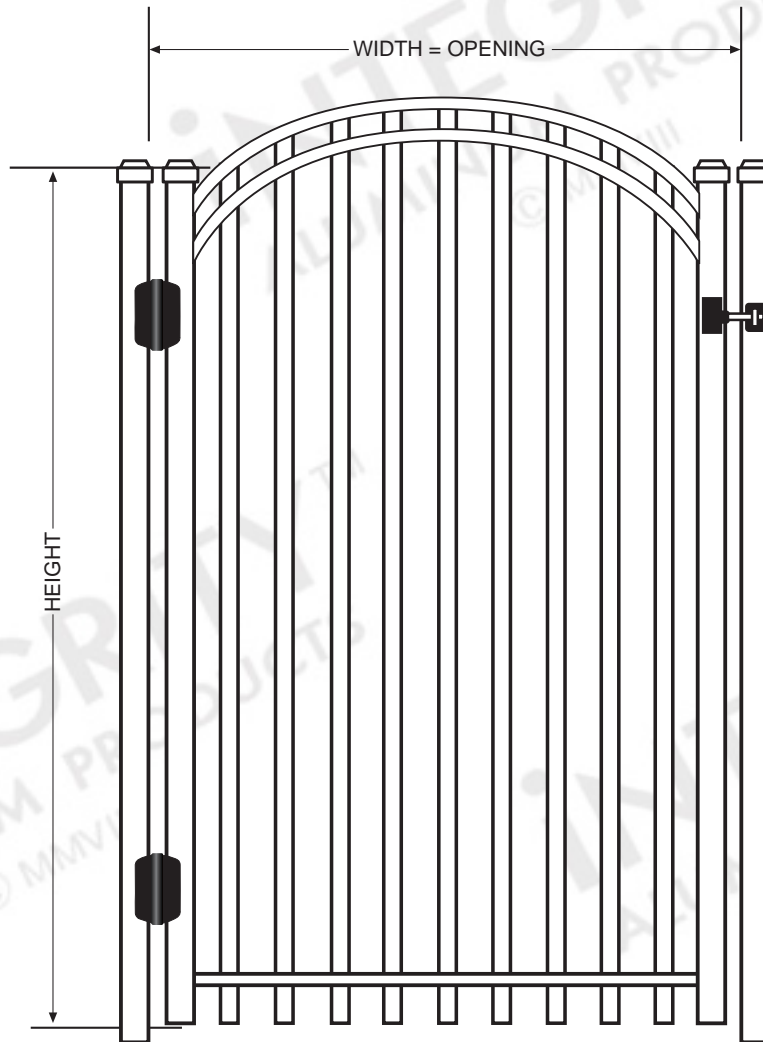
All Specifications Are Nominal



© 2009 Integrity Aluminum Products. Above schematic is intended as a representation only and is not to scale. [www.integrityaluminumproducts.com](http://www.integrityaluminumproducts.com)



**iNTEGRITY™**  
 ALUMINUM PRODUCTS  
 800.762.8876



## BOCA GRANDE™ Ultimate™ Arched Walkway Gate

### DIMENSIONS

The height and width dimensions for this gate are available in standardized one-foot increments but can be customized to meet unique requirements.

### CONFIGURATION

This Ultimate™ Arched Walkway Gate can be constructed as a double-leaf gate up to 28' in width. An optional U-frame or Mid-rail is also available.

### HARDWARE

Gate latch and hinges sold separately and may vary depending on size of gate and posts. Suggestions provided.

## SPECIFICATIONS


### ULTIMATE GRADE

Posts Available	2½" x 2½" x .100 Wall 3" x 3" x .125 Wall 4" x 4" x .125 Wall
Gate Frame Uprights	2½" x 2½" x .100 Wall
Horizontal Rails Side Walls Top Walls	1⅝" x 1⅝" .100" .070"
Vertical Pickets Standard Spacing Extreme Spacing	1" x 1" x .062 Wall 3⅝" 1½" Available
Heights Available	Up to 10'
Widths Available	Up to 14'

All Specifications Are Nominal



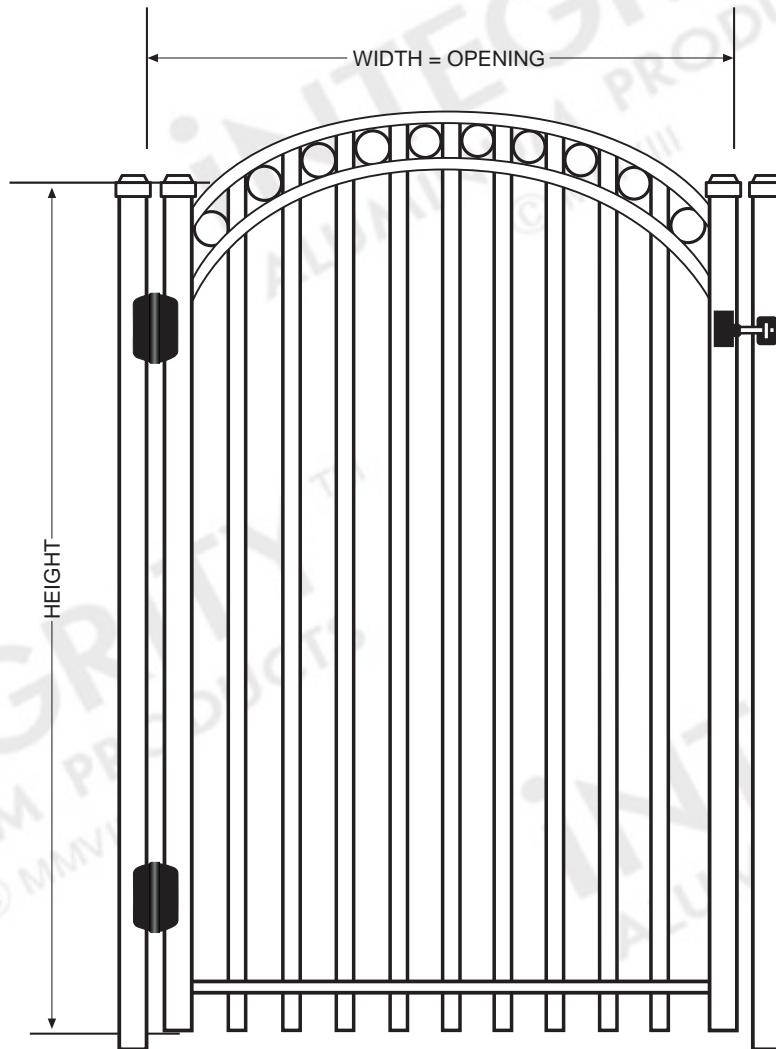
© 2009 Integrity Aluminum Products. Above schematic is intended as a representation only and is not to scale. [www.integrityaluminumproducts.com](http://www.integrityaluminumproducts.com)



**INTEGRITY™**

ALUMINUM PRODUCTS

800.762.8876



## NAPA VALLEY™ Ultimate™ Arched Walkway Gate

### DIMENSIONS

The height and width dimensions for this gate are available in standardized one-foot increments but can be customized to meet unique requirements.

### CONFIGURATION

This Ultimate™ Arched Walkway Gate can be constructed as a double-leaf gate up to 28' in width. An optional U-frame or Mid-rail is also available.

### HARDWARE

Gate latch and hinges sold separately and may vary depending on size of gate and posts. Suggestions provided.

## SPECIFICATIONS


### ULTIMATE GRADE

Posts Available	2½" x 2½" x .100 Wall 3" x 3" x .125 Wall 4" x 4" x .125 Wall
Gate Frame Uprights	2½" x 2½" x .100 Wall
Horizontal Rails Side Walls Top Walls	1 <sup>5</sup> / <sub>8</sub> " x 1 <sup>5</sup> / <sub>8</sub> " .100" .070"
Vertical Pickets Standard Spacing Extreme Spacing	1" x 1" x .062 Wall 3 <sup>5</sup> / <sub>8</sub> " 1½" Available
Heights Available	Up to 10'
Widths Available	Up to 14'

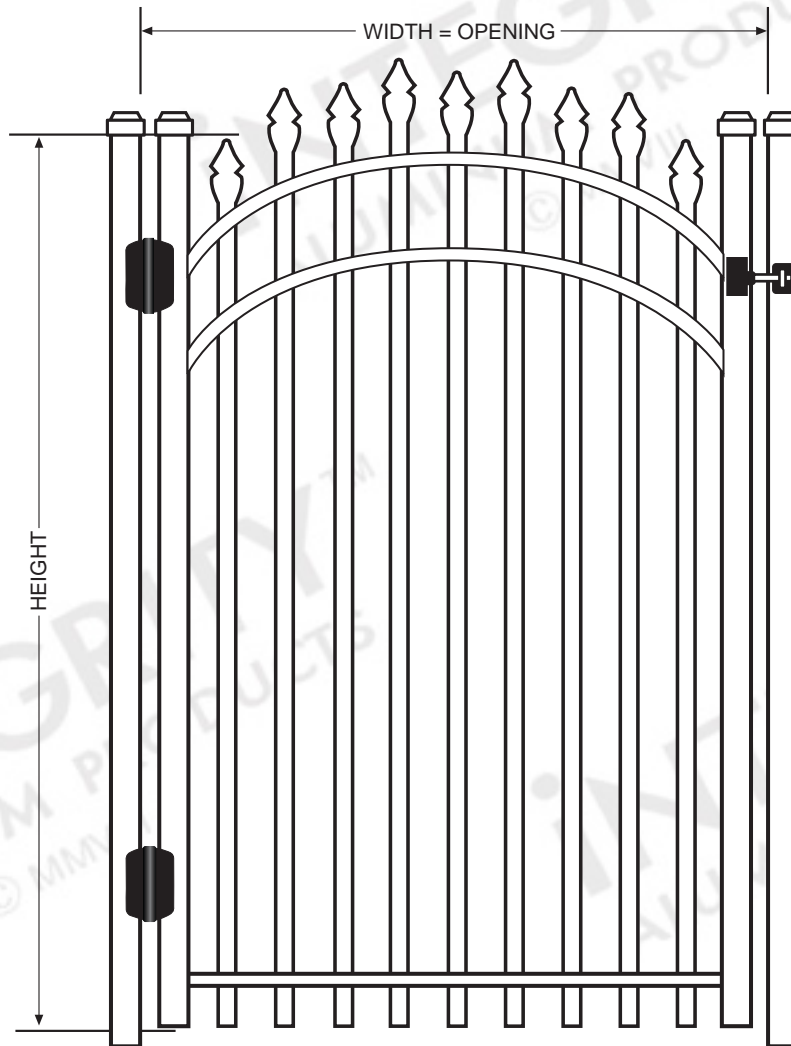
All Specifications Are Nominal



© 2009 Integrity Aluminum Products. Above schematic is intended as a representation only and is not to scale. [www.integrityaluminumproducts.com](http://www.integrityaluminumproducts.com)



**INTEGRITY**<sup>TM</sup>  
ALUMINUM PRODUCTS  
800.762.8876



## BELLA TERRA<sup>TM</sup>

### Ultimate<sup>TM</sup> Arched Walkway Gate

#### DIMENSIONS

The height and width dimensions for this gate are available in standardized one-foot increments but can be customized to meet unique requirements.

#### CONFIGURATION

This Ultimate<sup>TM</sup> Arched Walkway Gate can be constructed as a double-leaf gate up to 28' in width. An optional U-frame or Mid-rail is also available.

#### HARDWARE

Gate latch and hinges sold separately and may vary depending on size of gate and posts. Suggestions provided.

## SPECIFICATIONS


### ULTIMATE GRADE

Posts Available	2½" x 2½" x .100 Wall 3" x 3" x .125 Wall 4" x 4" x .125 Wall
Gate Frame Uprights	2½" x 2½" x .100 Wall
Horizontal Rails Side Walls Top Walls	1 <sup>5</sup> / <sub>8</sub> " x 1 <sup>5</sup> / <sub>8</sub> " .100" .070"
Vertical Pickets Standard Spacing Extreme Spacing	1" x 1" x .062 Wall 3 <sup>5</sup> / <sub>8</sub> " 1½" Available
Heights Available	Up to 10'
Widths Available	Up to 14'


All Specifications Are Nominal



© 2009 Integrity Aluminum Products. Above schematic is intended as a representation only and is not to scale. [www.integrityaluminumproducts.com](http://www.integrityaluminumproducts.com)



**INTEGRITY™**  
ALUMINUM PRODUCTS  
800.762.8876



## CHARLEMAGNE™ Ultimate™ Arched Walkway Gate

### DIMENSIONS

The height and width dimensions for this gate are available in standardized one-foot increments but can be customized to meet unique requirements.

### CONFIGURATION

This Ultimate™ Arched Walkway Gate can be constructed as a double-leaf gate up to 28' in width. An optional U-frame or Mid-rail is also available.

### HARDWARE

Gate latch and hinges sold separately and may vary depending on size of gate and posts. Suggestions provided.

## SPECIFICATIONS


### ULTIMATE GRADE

Posts Available	2½" x 2½" x .100 Wall 3" x 3" x .125 Wall 4" x 4" x .125 Wall
Gate Frame Uprights	2½" x 2½" x .100 Wall
Horizontal Rails Side Walls Top Walls	1 <sup>5</sup> / <sub>8</sub> " x 1 <sup>5</sup> / <sub>8</sub> " .100" .070"
Vertical Pickets Standard Spacing Extreme Spacing	1" x 1" x .062 Wall 3 <sup>5</sup> / <sub>8</sub> " 1½" Available
Heights Available	Up to 10'
Widths Available	Up to 14'

All Specifications Are Nominal




© 2009 Integrity Aluminum Products. Above schematic is intended as a representation only and is not to scale. [www.integrityaluminumproducts.com](http://www.integrityaluminumproducts.com)



**iNTEGRITY™**

ALUMINUM PRODUCTS

800.762.8876



## PROVIDENCE™ Ultimate™ Arched Walkway Gate

### DIMENSIONS

The height and width dimensions for this gate are available in standardized one-foot increments but can be customized to meet unique requirements.

### CONFIGURATION

This Ultimate™ Arched Walkway Gate can be constructed as a double-leaf gate up to 28' in width. An optional U-frame or Mid-rail is also available.

### HARDWARE

Gate latch and hinges sold separately and may vary depending on size of gate and posts. Suggestions provided.


## SPECIFICATIONS

### ULTIMATE GRADE


Posts Available	2½" x 2½" x .100 Wall 3" x 3" x .125 Wall 4" x 4" x .125 Wall
Gate Frame Uprights	2½" x 2½" x .100 Wall
Horizontal Rails Side Walls Top Walls	1⅝" x 1⅝" .100" .070"
Vertical Pickets Standard Spacing Extreme Spacing	1" x 1" x .062 Wall 3⅝" 1½" Available
Heights Available	Up to 10'
Widths Available	Up to 14'
All Specifications Are Nominal	



© 2009 Integrity Aluminum Products. Above schematic is intended as a representation only and is not to scale. [www.integrityaluminumproducts.com](http://www.integrityaluminumproducts.com)



**iNTEGRITY™**  
 ALUMINUM PRODUCTS  
 800.762.8876



## CAMELOT™ Ultimate™ Arched Walkway Gate

### DIMENSIONS

The height and width dimensions for this gate are available in standardized one-foot increments but can be customized to meet unique requirements.

### CONFIGURATION

This Ultimate™ Arched Walkway Gate can be constructed as a double-leaf gate up to 28' in width. An optional U-frame or Mid-rail is also available.

### HARDWARE

Gate latch and hinges sold separately and may vary depending on size of gate and posts. Suggestions provided.

## SPECIFICATIONS


### ULTIMATE GRADE

Posts Available	2½" x 2½" x .100 Wall 3" x 3" x .125 Wall 4" x 4" x .125 Wall
Gate Frame Uprights	2½" x 2½" x .100 Wall
Horizontal Rails Side Walls Top Walls	1 <sup>5</sup> / <sub>8</sub> " x 1 <sup>5</sup> / <sub>8</sub> " .100" .070"
Vertical Pickets Standard Spacing Extreme Spacing	1" x 1" x .062 Wall 3 <sup>5</sup> / <sub>8</sub> " 1½" Available
Heights Available	Up to 10'
Widths Available	Up to 14'

All Specifications Are Nominal




© 2009 Integrity Aluminum Products. Above schematic is intended as a representation only and is not to scale. [www.integrityaluminumproducts.com](http://www.integrityaluminumproducts.com)



**INTEGRITY™**

ALUMINUM PRODUCTS

800.762.8876



## CAMARILLO™ Ultimate™ Arched Walkway Gate

### DIMENSIONS

The height and width dimensions for this gate are available in standardized one-foot increments but can be customized to meet unique requirements.

### CONFIGURATION

This Ultimate™ Arched Walkway Gate can be constructed as a double-leaf gate up to 28' in width. An optional U-frame or Mid-rail is also available.

### HARDWARE

Gate latch and hinges sold separately and may vary depending on size of gate and posts. Suggestions provided.

## SPECIFICATIONS


### ULTIMATE GRADE

Posts Available	2½" x 2½" x .100 Wall 3" x 3" x .125 Wall 4" x 4" x .125 Wall
Gate Frame Uprights	2½" x 2½" x .100 Wall
Horizontal Rails Side Walls Top Walls	1⅝" x 1⅝" .100" .070"
Vertical Pickets Standard Spacing Extreme Spacing	1" x 1" x .062 Wall 3⅝" 1½" Available
Heights Available	Up to 10'
Widths Available	Up to 14'


All Specifications Are Nominal



© 2009 Integrity Aluminum Products. Above schematic is intended as a representation only and is not to scale. [www.integrityaluminumproducts.com](http://www.integrityaluminumproducts.com)



**INTEGRITY™**  
ALUMINUM PRODUCTS  
800.762.8876



## AMARILLO™ Ultimate™ Arched Walkway Gate

### DIMENSIONS

The height and width dimensions for this gate are available in standardized one-foot increments but can be customized to meet unique requirements.

### CONFIGURATION

This Ultimate™ Arched Walkway Gate can be constructed as a double-leaf gate up to 28' in width. An optional U-frame or Mid-rail is also available.

### HARDWARE

Gate latch and hinges sold separately and may vary depending on size of gate and posts. Suggestions provided.

## SPECIFICATIONS


### ULTIMATE GRADE

Posts Available	2½" x 2½" x .100 Wall 3" x 3" x .125 Wall 4" x 4" x .125 Wall
Gate Frame Uprights	2½" x 2½" x .100 Wall
Horizontal Rails Side Walls Top Walls	1 <sup>5</sup> / <sub>8</sub> " x 1 <sup>5</sup> / <sub>8</sub> " .100" .070"
Vertical Pickets Standard Spacing Extreme Spacing	1" x 1" x .062 Wall 3 <sup>5</sup> / <sub>8</sub> " 1½" Available
Heights Available	Up to 10'
Widths Available	Up to 14'

All Specifications Are Nominal




© 2009 Integrity Aluminum Products. Above schematic is intended as a representation only and is not to scale. [www.integrityaluminumproducts.com](http://www.integrityaluminumproducts.com)



**iNTEGRITY™**

ALUMINUM PRODUCTS

800.762.8876



## VALENCIA™ Ultimate™ Arched Walkway Gate

### DIMENSIONS

The height and width dimensions for this gate are available in standardized one-foot increments but can be customized to meet unique requirements.

### CONFIGURATION

This Ultimate™ Arched Walkway Gate can be constructed as a double-leaf gate up to 28' in width. An optional U-frame or Mid-rail is also available.

### HARDWARE

Gate latch and hinges sold separately and may vary depending on size of gate and posts. Suggestions provided.

## SPECIFICATIONS


### ULTIMATE GRADE

Posts Available	2½" x 2½" x .100 Wall 3" x 3" x .125 Wall 4" x 4" x .125 Wall
Gate Frame Uprights	2½" x 2½" x .100 Wall
Horizontal Rails Side Walls Top Walls	1⅝" x 1⅝" .100" .070"
Vertical Pickets Standard Spacing Extreme Spacing	1" x 1" x .062 Wall 3⅝" 1½" Available
Heights Available	Up to 10'
Widths Available	Up to 14'


All Specifications Are Nominal



© 2009 Integrity Aluminum Products. Above schematic is intended as a representation only and is not to scale. [www.integrityaluminumproducts.com](http://www.integrityaluminumproducts.com)



**iNTEGRITY™**  
 ALUMINUM PRODUCTS  
 800.762.8876



## MISSION POINT™ Ultimate™ Arched Walkway Gate

### DIMENSIONS

The height and width dimensions for this gate are available in standardized one-foot increments but can be customized to meet unique requirements.

### CONFIGURATION

This Ultimate™ Arched Walkway Gate can be constructed as a double-leaf gate up to 28' in width. An optional U-frame or Mid-rail is also available.

### HARDWARE

Gate latch and hinges sold separately and may vary depending on size of gate and posts. Suggestions provided.

## SPECIFICATIONS


### ULTIMATE GRADE

Posts Available	2½" x 2½" x .100 Wall 3" x 3" x .125 Wall 4" x 4" x .125 Wall
Gate Frame Uprights	2½" x 2½" x .100 Wall
Horizontal Rails Side Walls Top Walls	1⅝" x 1⅝" .100" .070"
Vertical Pickets Standard Spacing Extreme Spacing	1" x 1" x .062 Wall 3⅝" 1½" Available
Heights Available	Up to 10'
Widths Available	Up to 14'

All Specifications Are Nominal




© 2009 Integrity Aluminum Products. Above schematic is intended as a representation only and is not to scale. [www.integrityaluminumproducts.com](http://www.integrityaluminumproducts.com)



**INTEGRITY™**

ALUMINUM PRODUCTS

800.762.8876



## CASTILE™ Ultimate™ Arched Walkway Gate

### DIMENSIONS

The height and width dimensions for this gate are available in standardized one-foot increments but can be customized to meet unique requirements.

### CONFIGURATION

This Ultimate™ Arched Walkway Gate can be constructed as a double-leaf gate up to 28' in width. An optional U-frame or Mid-rail is also available.

### HARDWARE

Gate latch and hinges sold separately and may vary depending on size of gate and posts. Suggestions provided.

## SPECIFICATIONS


### ULTIMATE GRADE

Posts Available	2½" x 2½" x .100 Wall 3" x 3" x .125 Wall 4" x 4" x .125 Wall
Gate Frame Uprights	2½" x 2½" x .100 Wall
Horizontal Rails Side Walls Top Walls	1 <sup>5</sup> / <sub>8</sub> " x 1 <sup>5</sup> / <sub>8</sub> " .100" .070"
Vertical Pickets Standard Spacing Extreme Spacing	1" x 1" x .062 Wall 3 <sup>5</sup> / <sub>8</sub> " 1½" Available
Heights Available	Up to 10'
Widths Available	Up to 14'

All Specifications Are Nominal




© 2009 Integrity Aluminum Products. Above schematic is intended as a representation only and is not to scale. [www.integrityaluminumproducts.com](http://www.integrityaluminumproducts.com)



**iNTEGRITY™**

ALUMINUM PRODUCTS

800.762.8876



## EXCELSIOR™ Ultimate™ Arched Walkway Gate

### DIMENSIONS

The height and width dimensions for this gate are available in standardized one-foot increments but can be customized to meet unique requirements.

### CONFIGURATION

This Ultimate™ Arched Walkway Gate can be constructed as a double-leaf gate up to 28' in width. An optional U-frame or Mid-rail is also available.

### HARDWARE

Gate latch and hinges sold separately and may vary depending on size of gate and posts. Suggestions provided.

## SPECIFICATIONS

### ULTIMATE GRADE

Posts Available	2½" x 2½" x .100 Wall 3" x 3" x .125 Wall 4" x 4" x .125 Wall
Gate Frame Uprights	2½" x 2½" x .100 Wall
Horizontal Rails Side Walls Top Walls	1⅝" x 1⅝" .100" .070"
Vertical Pickets Standard Spacing Extreme Spacing	1" x 1" x .062 Wall 3⅝" 1½" Available
Heights Available	Up to 10'
Widths Available	Up to 14'

All Specifications Are Nominal



© 2009 Integrity Aluminum Products. Above schematic is intended as a representation only and is not to scale. [www.integrityaluminumproducts.com](http://www.integrityaluminumproducts.com)